



## P10-Evaluare pe baza de ASSIGNMENT

<p>The screenshot shows the Blackboard interface for creating a new item. The 'Create Item' panel is open on the right, displaying various options. The 'Assignment' option is highlighted with a red box, and a red arrow points to it. The background shows the course content area with items like 'Discuti privind cursul nr. 1' and 'Titlu Link Extern'.</p>	<p>1. Din meniul de creare continut pentru curs se acceseaza butonul <b>Assignment</b></p>
---	--



Disciplina Demo/Disciplina Demo-LP  
Proiect nr1 Hidden from students

Content and Settings (0) Submissions →

Use this space to build your assignment.  
You can save your changes along the way.  
Just close the assignment when you're finished.

Assignment Settings

- Due date: 10/6/20, 12:00 AM (UTC+3)
- Grade category: Assignment
- Grading: Points | 100 maximum points
- Attempts allowed: 1 attempt

STUDENT VIEW: ASSIGNMENT (10/6/20, 12:00 AM (UTC+3))

- ⊕ Add question pool
- ⊕ Add Calculated Formula question
- ⊕ Add Essay question
- ⊕ Add Fill in the Blank question
- ⊕ Add Matching question
- ⊕ Add Multiple Choice question
- ⊕ Add True/False question
- ⊕ Reuse questions
- ⊕ Add text
- ⊕ Add local file
- ⊕ Add file from Cloud Storage







2. Se denumeste proiectul/tema pentru studenti.
3. Se adauga intrebari de tipul:
  - a. Formula de calcul
  - b. Eseu
  - c. Intrebare deschisa
  - d. Intrebari de potrivire a doua categorii de termeni
  - e. Intrebare cu variante de raspunsuri
  - f. Fisiere/documente etc.



Content and Settings (1) Submission →

Assignment Content

Question 1 10 points  
Calculati valoarea lui [x]  
2x\*4  
Show answer settings

Question 2 10 points  
 Give full credit to everyone  
Text style • **B** *I* U  $x^2$   $x_2$   $\sigma$   $\pi$   $\infty$   $\approx$   $\neq$   $\leq$   $\geq$   $\frac{1}{2}$         
Eseu pe tema cursului nr 1  
Instrucțiuni.....  
Cancel Save

Question 3 10 points  
Intrebare deschisa? [Blank 1]  
Blank 1 1:2:3  
Responses must match exactly

Question 4 10 points  
Intrebare de potrivire

Prompts	Answers
1. 12	12

4. Intrebarea de tip esteu poate contine (titlu, descriere/instructiuni, fisiere multimedia, documente, link-uri etc.)



umfst.blackboard.com/ultra/courses/\_9\_1/outline/assessment/test/\_13428\_1?courseId=\_9\_1&gradeItemView=details

Intrebare deschisa? [Blank 1]

Blank 1 `cuvant cheie1;cuvand cheie2;etc</a><a href="#" data-bbtype="customClass" data-bbfile="("class Name";:fimb-answer-value");">`

Responses must contain the acceptable answers

**Question 4**  Give full credit to everyone **10 points**

Add at least 1 prompt and 2 answers. Delete empty answers and pairs before you can save.

Intrebare de potrivire

* Prompts	* Answers
1. 12	12
2. 45	45

All answers will be ordered randomly

Additional answers

12
rr

Scoring options: Allow partial credit

Automated Feedback Feedback is displayed after submission

Cancel Save

**Question 5** **10 points**

Intrebare cu variante de raspuns?

Choose at least one correct answer

5. Intrebare de potrivire a doua categorii de termeni presupune:
- In sectiunea **PROMPTS** se adauga notiuni/intrebari
  - In sectiunea **ANSWERS** se adauga termenul/raspunsul asociat
  - In sectiunea **Additional answers** se adauga alte variante de raspuns (incorecte) care sa fie afisate pentru studenti



umfst.blackboard.com/ultra/courses/\_9\_1/outline/assessment/test/\_13428\_1?courseId=\_9\_1&gradeItemView=details

Prompts	Answers
1. 12	12
2. 45	45
Additional answers	12
	rr

Scoring: Allow partial credit

Question 5  Give full credit to everyone **10 points**

Intrebare cu variante de raspuns?

Choose at least one correct answer

- 1
- 2
- 3
- 4

Automated Feedback Feedback is displayed after submission

Cancel Save

*If students add additional content, it appears at the end of each submission*

?

6. Intrebarile cu variante de raspuns: se introduce intrebarea, se introduc variantele de raspuns, se bifeaza care este varianta corecta de raspuns.



Disciplina Demo/Disciplina Demo-LP  
Proiect nr1

Content and Settings

Assignment Content

Question 1 10 points ...

Calculati valoarea lui [x]  
2x+4

Show answer settings

Question 2 10 points ...

Eseu pe tema cursului nr 1

Instructiuni.....

Students can use the editor to answer

Question 3 10 points ...

Intrebare deschisa? [Blank 1]

Blank 1 1:2:3

Responses must match exactly

Question 4 10 points ...

Intrebare de potrivire

Assignment Settings

Due date 10/6/20 12:00 AM (UTC+3)

Grade category Assignment

Grading Points | 50 maximum points

Attempts allowed 1 attempt

Hidden from students

Visible to students

Hidden from students

Conditional availability

7. Dupa introducerea tuturor intrebarilor se acceseaza setarile pentru **ASSIGNMENT**
8. Dupa finalizarea setarilor se asigura ca tema este vizibila pentru studenti.



Disciplina Demo/Disciplina Demo-LP  
Proiect nr1

Content and Settings

Assignment Content

Question 1 10 points ...  
Calculati valoarea lui [x]  
2x+4  
Show answer settings

Question 2 10 points ...  
Eseu pe tema cursului nr 1  
Instrucțiuni.....  
Students can use the editor to answer

Question 3 10 points ...  
Intrebare deschisa? [Blank 1]  
Blank 1 1:2:3  
Responses must match exactly

Question 4 10 points ...  
Intrebare de potrivire

Assignment Settings

Due date 10/6/20 12:00 AM (UTC+3)

Grade category Assignment

Grading Points | 50 maximum points

Attempts allowed 1 attempt

Project nr1  
Assignment Settings

Details & Information

Due date 10/6/20 12:00 AM

Allow class conversations

Randomize questions

Randomize answers  
Multiple Choice and Matching answer choices are randomly ordered for students

Collect submissions offline  
You can't collect submissions offline for an assessment with questions

Grading & Submissions

Grade category  
Assignment  
Assignment  
Test  
Exam  
Homework  
Presentation  
Quiz

50

You can't edit the maximum points for an assessment

Cancel Save

9. In setari se gasesc optiuni precum:
- Termenul de depunere a proiectului
  - Optiunea de conversatii intre studenti
  - Amestecarea intrebarilor si raspunsurilor
  - Tipul temei de rezolvat
  - Punctajul maxim si numarul incercarilor pentru studenti etc.



umfst.blackboard.com/ultra/courses/\_9\_1/outline/assessment/test/\_13428\_1?courseId=\_9\_1&gradeItemView=details

Disciplina Demo/Disciplina Demo-LP  
Proiect nr1

Visible to students

Content and Settings

(1) Submission →

**Assignment Content**

**Question 1** 10 points ...  
Calculati valoarea lui [x]  
2x\*4  
Show answer settings

**Question 2** 10 points ...  
**Eseu pe tema cursului nr 1**  
Instrucțiuni.....  
Students can use the editor to answer

**Question 3** 10 points ...  
Intrebare deschisa? [Blank 1]  
Blank 1 1;2;3  
Responses must match exactly

**Question 4** 10 points ...  
Intrebare de potrivire

Prompts Answers

**Assignment Settings**

**Due date**  
10/6/20, 12:00 AM (UTC+3)

**Grade category**  
Assignment

**Grading**  
Points | 50 maximum points

**Attempts allowed**  
1 attempt

10. La finalul depunerilor de proiect se pot accesa proiectele studentilor si se poate aloca punctajul corespunzator.





11. După alocarea punctajelor, acestea se postează pentru a putea fi vizualizate de către studenți

### Informatii utile (Resurse oficiale Blackboard)

Manual Online Cadre didactice

<https://help.blackboard.com/Learn/Instructor>

Tutoriale Video Cadre didactice

[https://www.youtube.com/playlist?list=PLontYaReEU1tCbsCDP-u\\_wsKdkDBegIhH](https://www.youtube.com/playlist?list=PLontYaReEU1tCbsCDP-u_wsKdkDBegIhH)

Manual Online Studenți

<https://help.blackboard.com/Learn/Student>

Tutoriale Video Studenți

[https://www.youtube.com/playlist?list=PLontYaReEU1vndBOA5qA-u\\_Gwyh9xk8U3](https://www.youtube.com/playlist?list=PLontYaReEU1vndBOA5qA-u_Gwyh9xk8U3)