To log in to the M365 account or examination platform at UNIX, you must reset the password for the institutional e-mail in **Solaris**.
Login to Solaris from the address https://portal-academic.umfst.ro/login with **CNP** and date of birth **DD-MM-YYYY**
1. if you have followed several specializations in UMFST, please first select the current faculty from the icon on the top right CHANGE CONTEXT

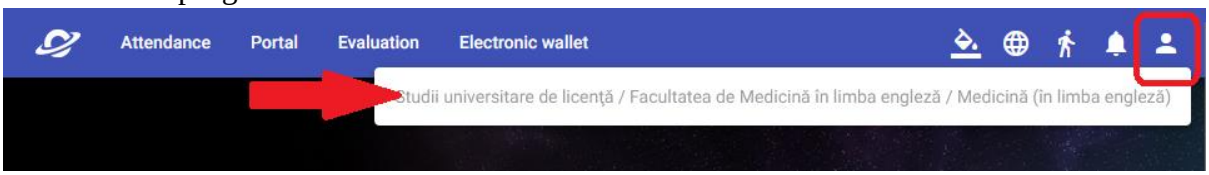

2. navigate from the top right to PROFILE

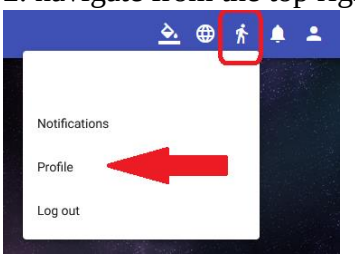

3. at the bottom of the PROFILE page you have **Change institutional email password**.

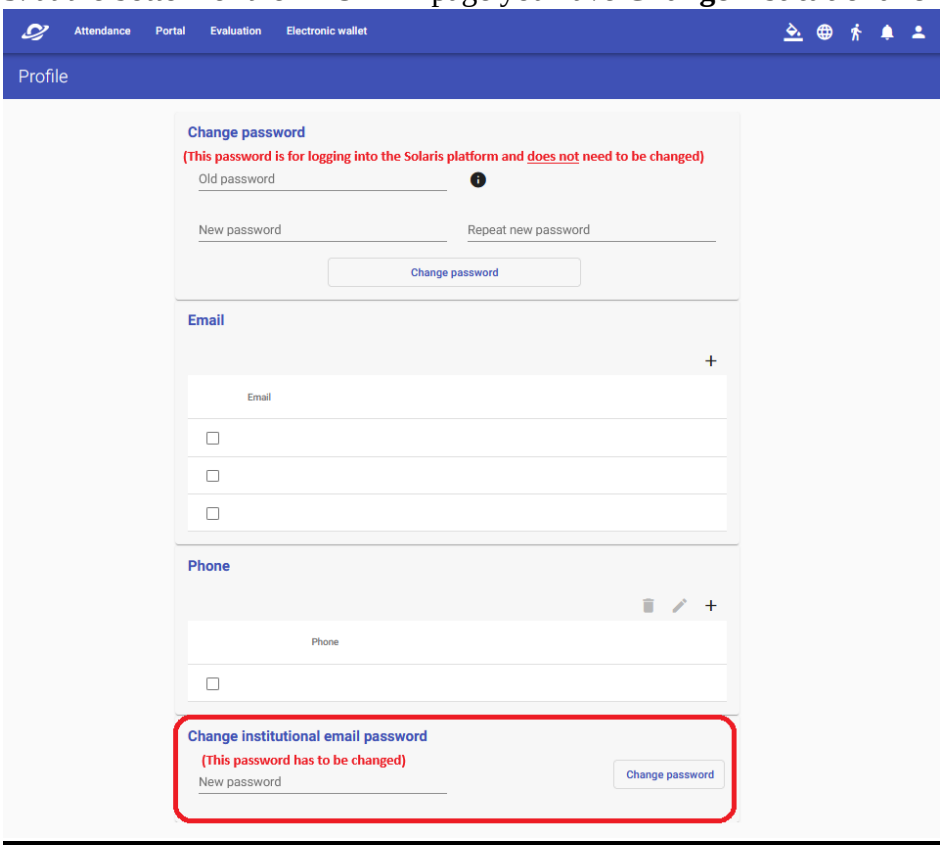

The new password for the institutional mail must NOT contain the last name or the first name from the account, it must be at least 8 characters long and contain at least one uppercase letter, one lowercase letter, one number and one special character!
The waiting time from changing the password to the propagation of the password in the system **can reach up to 60 minutes, for Microsoft 365.**
When changing the password, please check if you receive an error message (Green=OK, Red=something went wrong).
To check whether the password change of your institutional email address was successful, you can log in to the examination platform (https://examene.umfst.ro/login). To do this, you will need your institutional email address and the newly assigned password as access data.